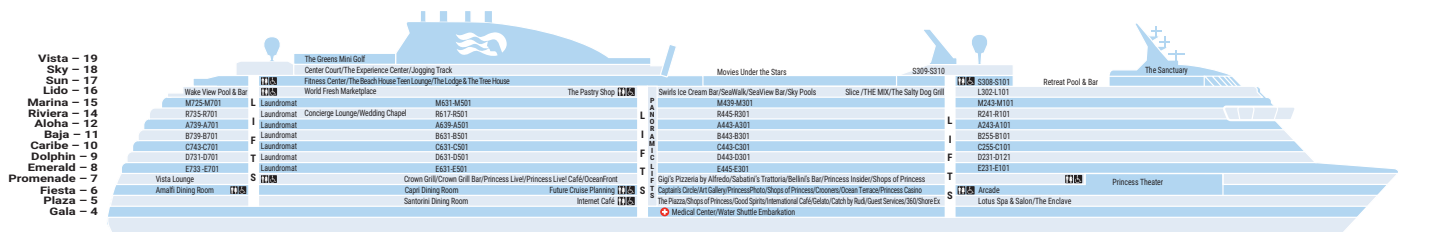


Enchanted Princess®

Guest Capacity: 3,660
 Length: 1,083 ft.
 Gross Tonnage: 144,650
 Inaugural Cruise: November 10, 2021
 Christened by: Captain Lynn Danaher, Dr. Vicki Ferrini, and Jenifer Austin



Stateroom Description

SUITE

- S0** Sky suite Mid-forward (Sky)
- S2** Owner's suite Aft (Emerald)
- S3** Penthouse suite Aft (Marina, Riviera, Aloha, Baja, Caribe, Dolphin)
- S4** Penthouse suite Mid-aft (Riviera, Forward (Sun))
- S5** Premium suite Forward (Aloha, Baja, Caribe, Dolphin)
- S7** Window suite no balcony Forward (Sun)

RESERVE COLLECTION MINI-SUITE

- MI** Premium Mid-ship (Riviera, Aloha, Baja)
- ME** Premium Forward (Lido, Marina)

MINI-SUITE

- MA** Mid-ship (Riviera, Aloha, Baja, Caribe)
- MB** Mid-forward, Mid-aft (Riviera, Aloha, Baja, Caribe, Mid-ship (Marina))

MINI-SUITE (CONT.)

- MC** Mid-forward (Lido, Marina, Emerald), Mid-aft (Marina)
- ME** Forward (Riviera, Aloha), Aft (Emerald)
- MF** Forward (Lido, Marina, Emerald)

DELUXE BALCONY

- D4** Premium Aft (Marina, Riviera, Aloha, Baja, Caribe, Dolphin, Emerald), Forward, Mid-forward (Dolphin)
- DA** Mid-ship (Dolphin)
- DB** Mid-forward (Riviera, Aloha, Dolphin), Mid-aft (Riviera, Aloha, Baja, Caribe, Dolphin)
- DC** Mid-forward (Lido, Marina, Mid-aft (Marina))
- DD** Aft (Riviera, Aloha, Baja, Caribe)
- DE** Forward (Riviera, Aloha, Dolphin), Aft (Marina)
- DF** Forward (Lido, Marina, Emerald)

DELUXE BALCONY (CONT.)

- DW** Obstructed view Forward (Lido, Marina, Emerald) Mid-forward, Mid-ship, Mid-aft (Emerald)

BALCONY

- BA** Mid-ship (Riviera, Aloha, Baja, Caribe, Dolphin)
- BB** Mid-forward, Mid-aft (Riviera, Aloha, Baja, Caribe, Dolphin), Mid-ship (Marina)
- BC** Mid-forward (Sun, Lido, Marina) Mid-aft (Marina)
- BD** Aft (Riviera, Aloha, Baja, Caribe, Dolphin)
- BE** Forward (Aloha, Baja, Caribe, Dolphin), Mid-forward (Dolphin), Aft (Marina)
- BF** Forward (Sun, Lido, Marina, Emerald)
- BW** Obstructed view Mid-forward, Mid-ship, Mid-aft, Aft (Emerald)

OCEANVIEW

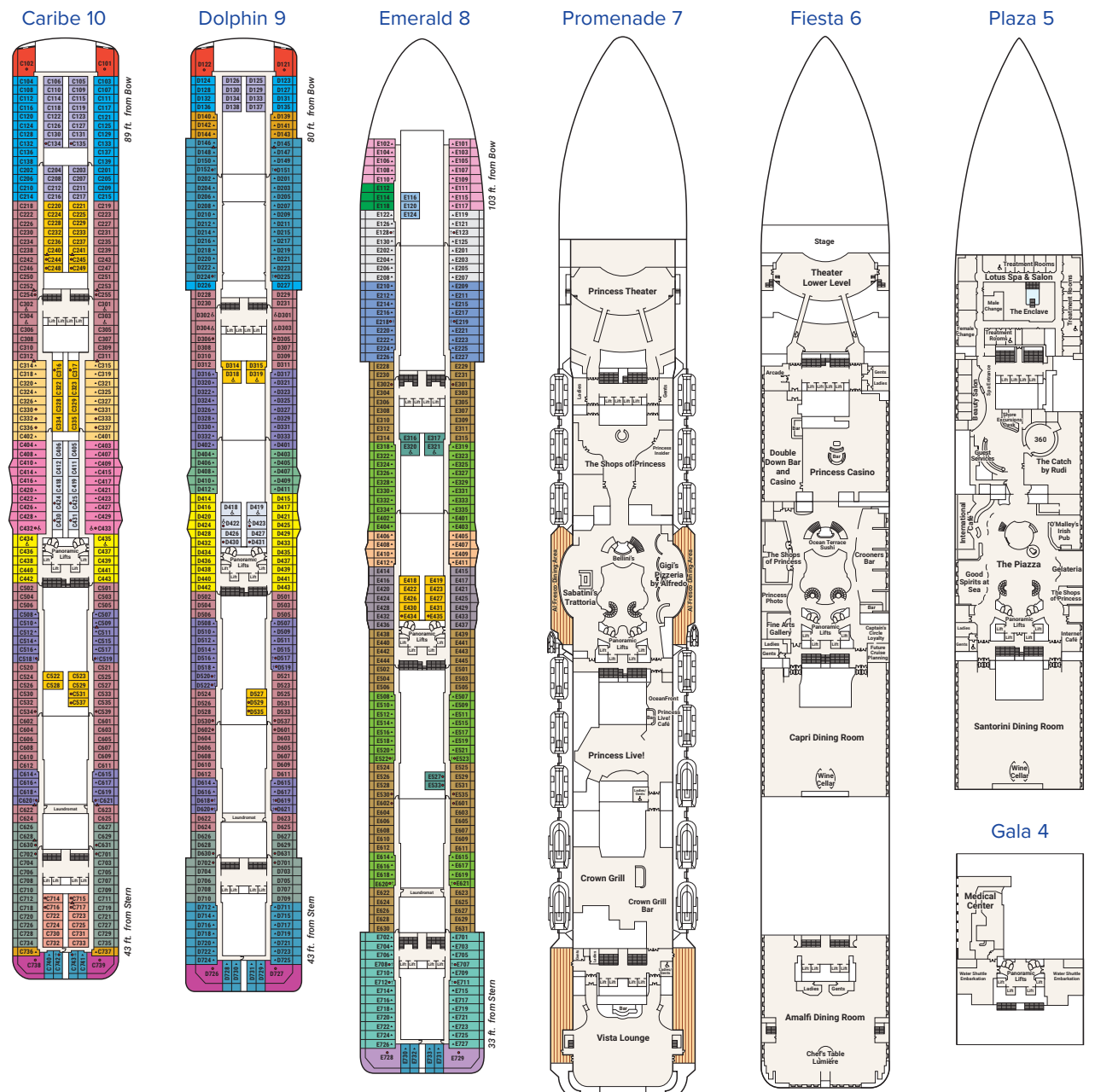
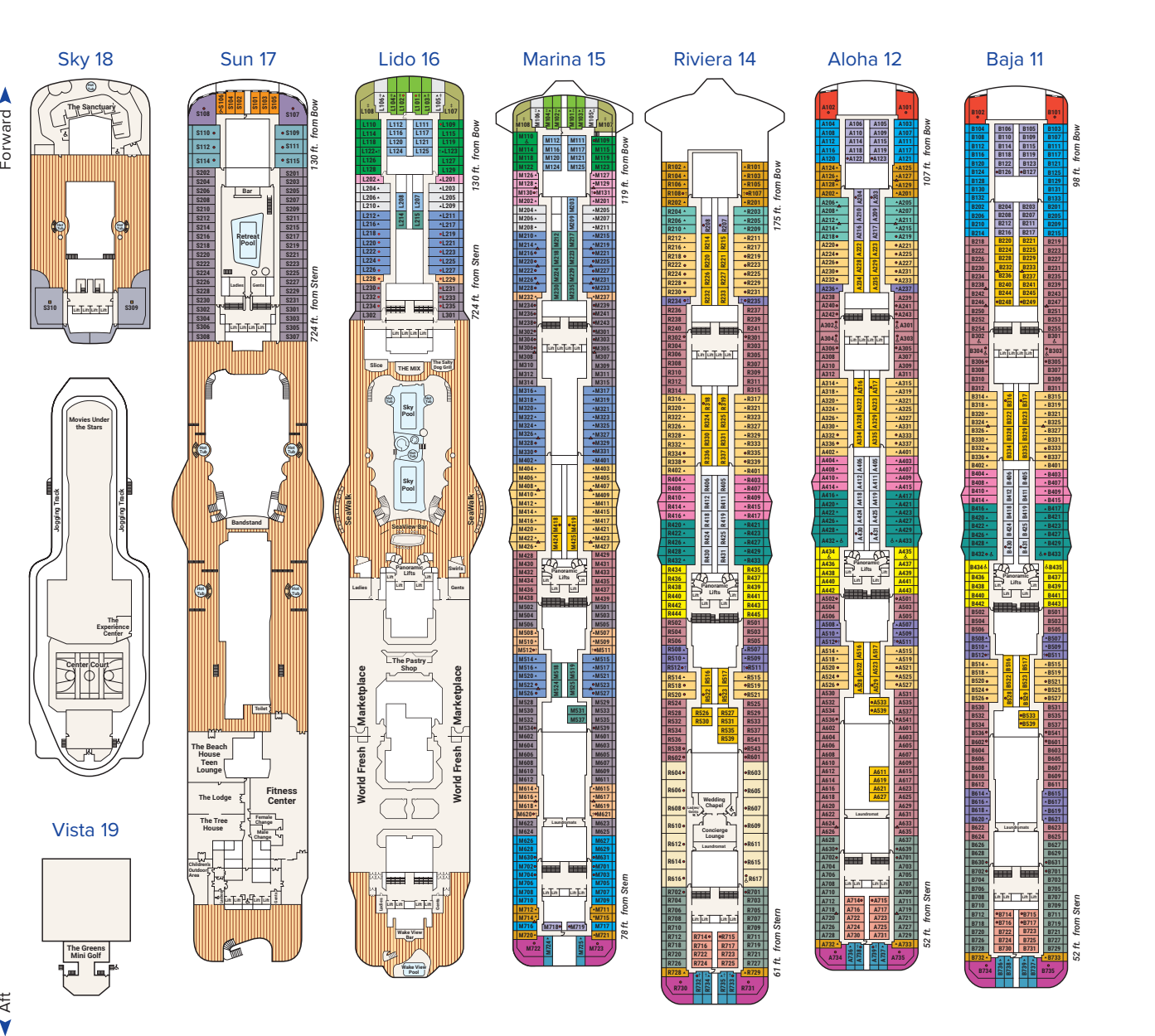
- OE** Premium Forward (Sun)

INTERIOR

- IA** Mid-ship (Riviera, Aloha, Baja, Caribe, Dolphin)
- IB** Mid-forward, Mid-aft (Riviera, Aloha, Baja, Caribe, Dolphin), Mid-ship (Marina, Emerald)
- IC** Mid-forward (Lido, Marina, Emerald), Mid-aft (Marina, Emerald)
- ID** Aft (Riviera, Aloha, Baja, Caribe)
- IE** Forward (Riviera, Aloha, Baja, Caribe, Dolphin), Aft (Marina)
- IF** Forward (Lido, Marina, Emerald)

- Fully Accessible stateroom
- Will accommodate fourth or fifth person
- Will accommodate third and fourth person
- Will accommodate third person
- † Balcony door blocked when upper berth is in use
- ‡ Balcony access when in port only
- ▲ Connecting staterooms

◀ Aft Forward ▶



Ship public venues and stateroom categories subject to change.
 Note: Some areas of the ship are not accessible to wheelchairs and scooters. Distances shown are from the bow (forward) or stern (aft) to the nearest stateroom. Certain stateroom categories may vary in size and configuration by ship. Stateroom views are considered unobstructed. Obstructions do not include certain nautical items like handrails, dividers or ship hardware. For balcony staterooms, the view is determined from the perspective of the balcony railing. Balconies may have either solid steel or glass railings. Upper berth and bed ladder capacities are 250 lbs. Staterooms that can accommodate rollaways have two lower berths and one upper berth, and the staterooms can accommodate a fourth berth as a rollaway bed upon request at time of reservation. There are a limited number of rollaway beds per ship, per voyage. Use of rollaway beds restricts cabin space. Call 1.800.774.6237 for more information.

