

Emerald Princess®


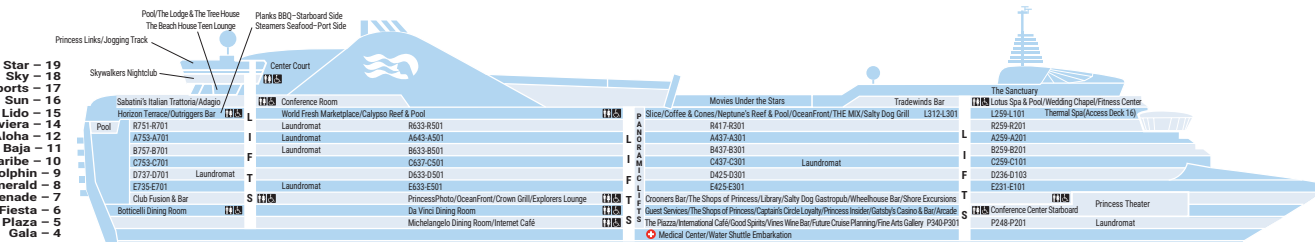
Guest Capacity: 3,080

Length: 951 ft.

Gross Tonnage: 113,561

Inaugural Cruise: April 11, 2007

Christened by: Florence Henderson and Susan Olsen (from *The Brady Bunch*), Erin Moran and Marion Ross (from *Happy Days*)



Stateroom Description

SUITE

- S2** Owner's suite Aft (Aloha)
- S3** Penthouse suite Aft (Aloha, Caribe)
- S4** Penthouse suite Mid-ship (Riviera)
- S5** Premium suite Forward (Lido)
- S6** Vista suite Aft (Caribe, Dolphin, Emerald)
- S8** Two-bedroom family suite Forward (Dolphin)

RESERVE COLLECTION MINI-SUITE

- M1** Premium Mid-ship (Dolphin)

MINI-SUITE

- MB** Mid-forward, Mid-aft (Dolphin)
- MD** Aft (Dolphin)
- ME** Forward (Dolphin), Aft (Emerald)

BALCONY

- B1** Premium Mid-ship (Caribe)
- B2** Premium Mid-forward, Mid-aft (Caribe)
- B4** Premium Aft (Baja, Caribe, Dolphin, Emerald)
- B5** Mid-ship (Aloha, Baja)
- B6** Mid-forward, Mid-aft (Aloha, Baja)
- B7** Mid-forward (Lido, Riviera), Mid-aft (Riviera)
- B8** Aft (Aloha, Baja, Caribe)
- B9** Forward (Aloha, Baja, Caribe), Aft (Riviera)
- B10** Forward (Lido, Riviera)

OCEANVIEW

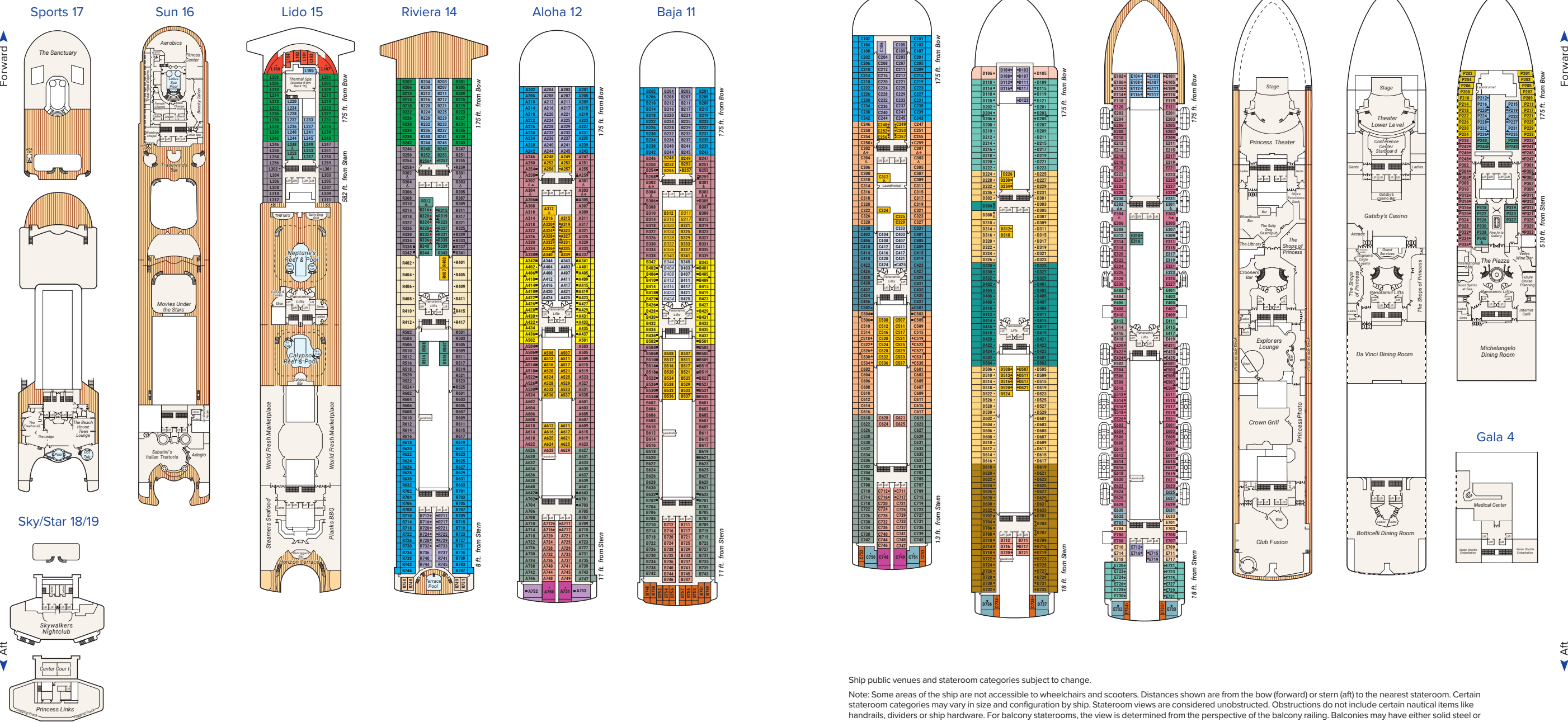
- OB** Mid-ship (Emerald)
- OC** Mid-forward (Plaza)
- OE** Aft (Riviera, Emerald)

OCEANVIEW (CONT.)

- OF** Forward (Plaza)
- OV** Obstructed view Mid-ship (Emerald)
- OW** Obstructed view Mid-forward, Mid-aft (Emerald)
- OY** Obstructed view Aft (Emerald)
- OZ** Obstructed view Forward (Lido, Emerald)
- IA** Mid-ship (Aloha, Baja, Caribe)
- IB** Mid-ship (Riviera), Mid-forward, Mid-aft (Aloha, Baja, Caribe, Dolphin)
- IC** Mid-forward (Lido, Riviera, Emerald, Plaza), Mid-aft (Riviera)
- ID** Aft (Aloha, Baja, Caribe, Dolphin)

INTERIOR (CONT.)

- IE** Forward (Aloha, Baja, Caribe, Dolphin), Aft (Riviera, Emerald)
 - IF** Forward (Lido, Riviera, Emerald, Plaza)
- * Fully Accessible and Fully Accessible Single Side.
 * Ambulatory Accessible Cabin
 * Will accommodate third and fourth person
 * Will accommodate third person
 * Will accommodate third and fourth person, fourth berth is rollaway bed
 * Two-bedroom family suites D105/D101 and D106/D102: Connecting staterooms with private balcony; will accommodate six to eight persons (D101 and D102 not shown separately)
 * Connecting staterooms



Ship public venues and stateroom categories subject to change.

Note: Some areas of the ship are not accessible to wheelchairs and scooters. Distances shown are from the bow (forward) or stern (aft) to the nearest stateroom. Certain stateroom categories may vary in size and configuration by ship. Stateroom views are considered unobstructed. Obstructions do not include certain nautical items like handrails, dividers or ship hardware. For balcony staterooms, the view is determined from the perspective of the balcony railing. Balconies may have either solid steel or glass railings. Upper berth and bed ladder capacities are 250 lbs. Staterooms that can accommodate rollaways have two lower berths and one upper berth, and the staterooms can accommodate a fourth berth as a rollaway bed upon request at time of reservation. There are a limited number of rollaway beds per ship, per voyage. Use of rollaway beds restricts cabin space. Call 1.800.774.6237 for more information.

