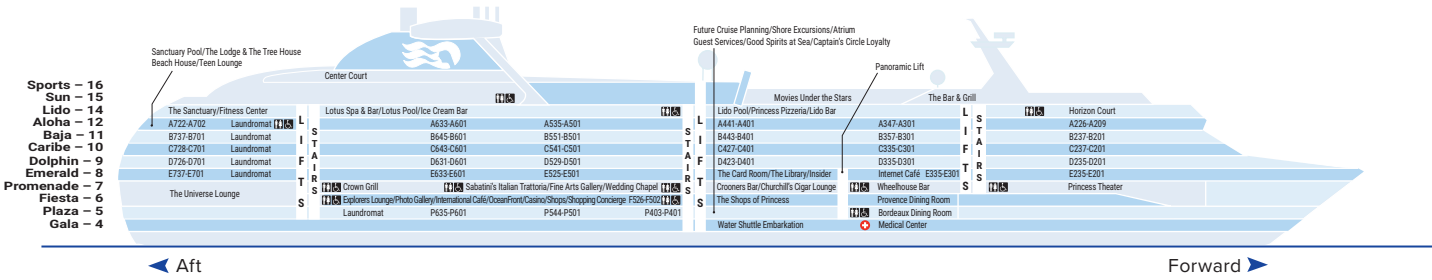


Guest Capacity: 2,000
 Length: 965 ft.
 Gross Tonnage: 91,627
 Inaugural Cruise: January 17, 2003
 Christened by: Mireya Moscoso, President of Panama



Stateroom Description

SUITE

- SS** Premium suite Mid-ship (Dolphin)
- S6** Vista suite Aft (Caribe, Dolphin)

RESERVE COLLECTION MINI-SUITE

- MI** Premium Mid-ship (Baja, Caribe, Dolphin)
- MB** Mid-forward, Mid-aft (Dolphin, Mid-ship (Aloha))
- MD** Aft (Caribe, Dolphin)
- ME** Forward (Baja, Caribe, Dolphin)
- MY** No balcony Forward (Baja, Caribe)

MINI-SUITE

- MB** Mid-forward, Mid-aft (Dolphin, Mid-ship (Aloha))
- MD** Aft (Caribe, Dolphin)
- ME** Forward (Baja, Caribe, Dolphin)
- MY** No balcony Forward (Baja, Caribe)

BALCONY

- B1** Premium Mid-ship (Caribe)
- B2** Premium Mid-forward, Mid-aft (Caribe)

BALCONY (CONT.)

- BA** Mid-ship (Baja, Caribe, Dolphin)
- BB** Mid-forward, Mid-aft (Baja), Mid-ship (Aloha)
- BC** Mid-forward, Mid-aft (Aloha)
- BD** Aft (Baja, Caribe, Dolphin)
- BE** Forward (Baja, Caribe, Dolphin), Aft (Aloha, Emerald)
- BF** Forward (Aloha, Emerald)
- BY** Obstructed view Forward (Dolphin)
- BZ** Obstructed view Forward (Emerald)

OCEANVIEW

- O5** Premium Forward (Dolphin)
- O6** Premium Forward (Emerald)

OCEANVIEW (CONT.)

- OE** Mid-ship (Fiesta, Plaza)
- OC** Mid-aft (Fiesta, Plaza)
- OD** Aft (Baja)
- OE** Aft (Emerald, Plaza)
- OV** Obstructed view Mid-ship (Emerald)
- OW** Obstructed view Mid-forward, Mid-aft (Emerald)
- OY** Obstructed view Aft (Emerald)
- OZ** Obstructed view Forward (Emerald)

INTERIOR

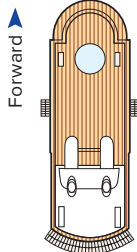
- IA** Mid-ship (Baja, Caribe)
- IB** Mid-forward (Baja), Mid-aft (Baja, Caribe), Mid-ship (Aloha, Plaza)

INTERIOR (CONT.)


- IC** Mid-forward (Aloha), Mid-aft (Plaza)
- ID** Aft (Baja, Caribe, Dolphin)
- IE** Forward (Baja, Caribe), Aft (Emerald, Plaza)
- IF** Forward (Aloha)

- Fully Accessible and Fully Accessible Single Side. Suites D423 and D702 have both tub and shower.
- Ambulatory Accessible Cabin
- Will accommodate third and fourth person
- Will accommodate third person
- Will accommodate third and fourth person, fourth berth is rollaway bed
- Connecting staterooms

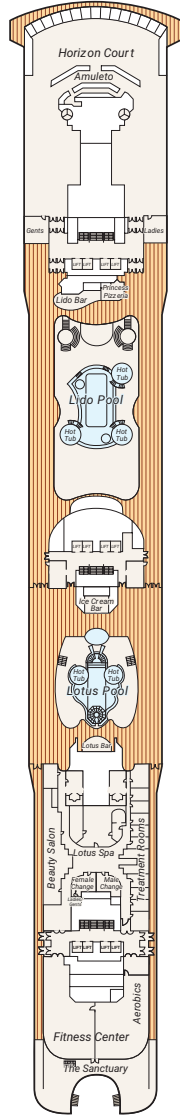
Sports 16



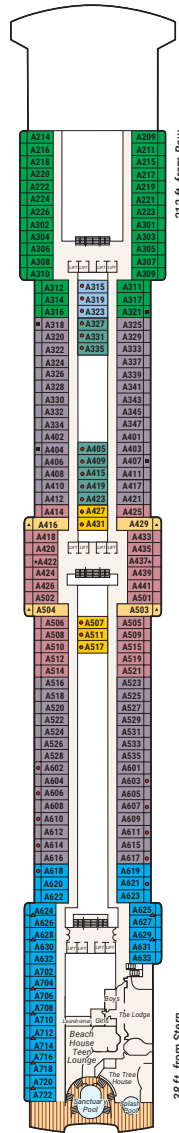
Sun 15



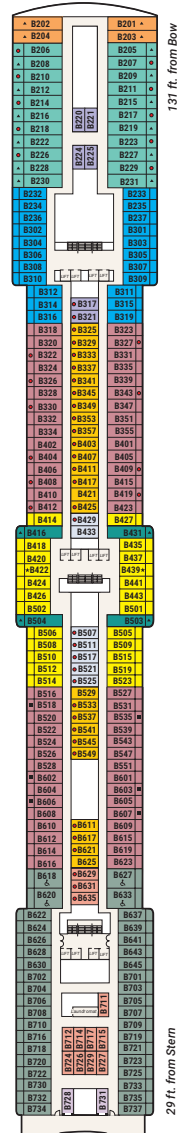
Lido 14



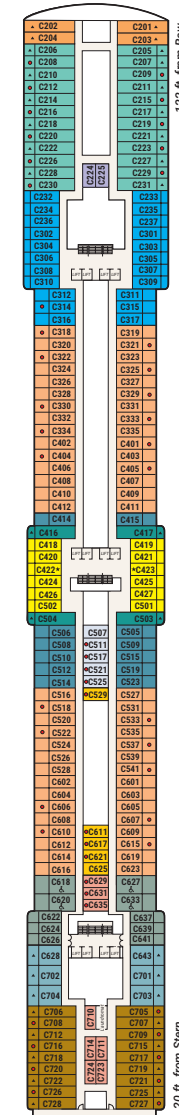
Aloha 12



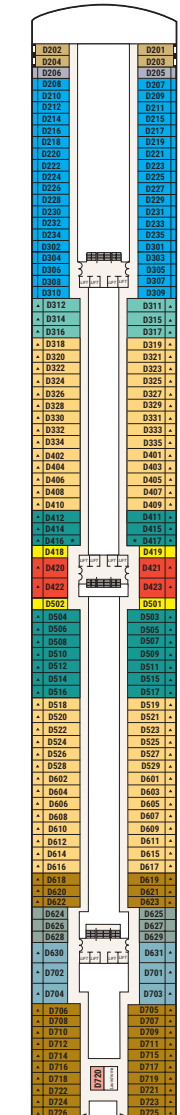
Baja 11



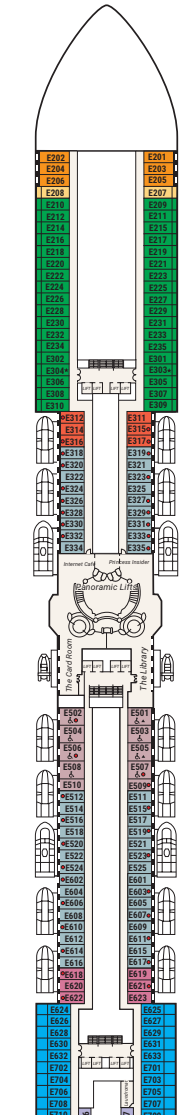
Caribe 10



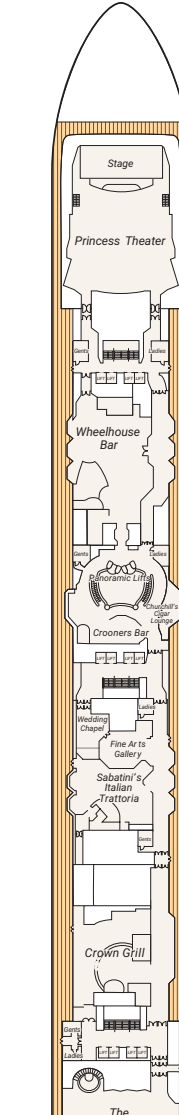
Dolphin 9



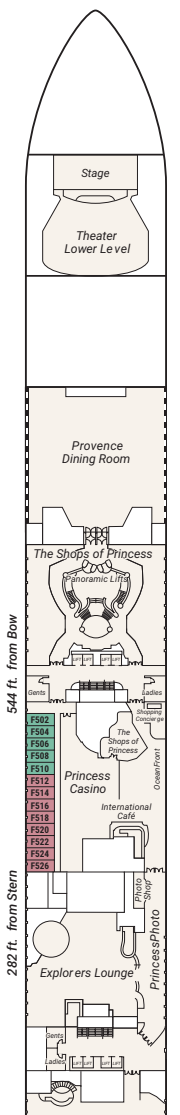
Emerald 8



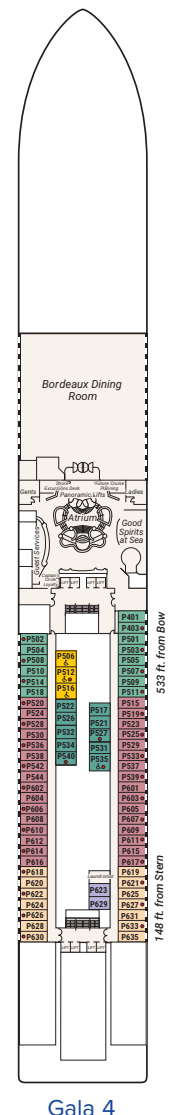
Promenade 7



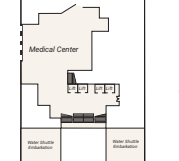
Fiesta 6



Plaza 5



Gala 4



Ship public venues and stateroom categories subject to change.

Note: Some areas of the ship are not accessible to wheelchairs and scooters. Distances shown are from the bow (forward) or stern (aft) to the nearest stateroom. Certain stateroom categories may vary in size and configuration by ship. Stateroom views are considered unobstructed. Obstructions do not include certain nautical items like handrails, dividers or ship hardware. For balcony staterooms, the view is determined from the perspective of the balcony railing. Balconies may have either solid steel or glass railings. Upper berth and bed ladder capacities are 250 lbs. Staterooms that can accommodate rollaways have two lower berths and one upper berth, and the staterooms can accommodate a fourth berth as a rollaway bed upon request at time of reservation. There are a limited number of rollaway beds per ship, per voyage. Use of rollaway beds restricts cabin space. Call 1.800.774.6237 for more information.

